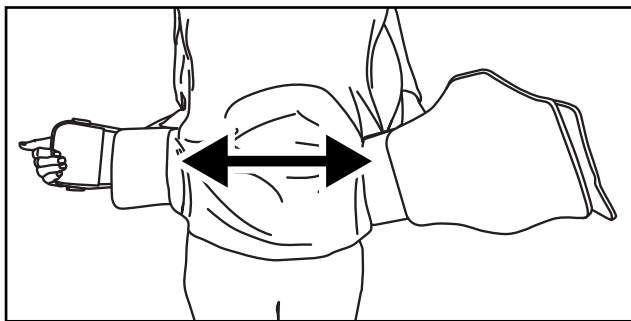


How to Apply the VRTX LSO



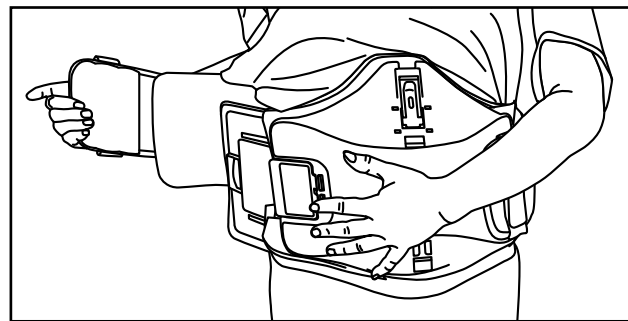
1



PLACEMENT OF THE BACK PANEL

Place the back panel in the center of the back as low as possible.

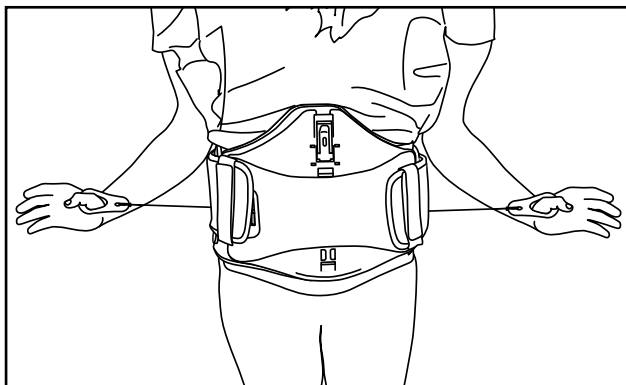
2



PLACEMENT OF THE FRONT PANEL

Wrap around the front panel and attach the belt using the hook and loop. Ensure that the belt is secure.

3



TIGHTENING

Pull out on the pull tabs to achieve a snug and comfortable fit. Secure the pull tabs to the loop material on the front of the brace.

TAKING OFF - Reverse the steps to take off the brace.

